


3D facial photography to enhance your consultations

LifeViz[®]
mini

MAKE YOUR RESULTS MORE VISIBLE AND QUANTIFIABLE

Get a lifelike representation
of your patients' face.
Assess baseline and track follow-ups.



EASY TO USE, EASY TO EXPLAIN, EASY TO SHARE

Obtain reproducible pictures rapidly using our dual beam pointers.
At the click of a button, get crystal-clear information and images that
can be shared on social media or your website.

IMPROVE PATIENT CARE & ROI

From the first appointment

COMMUNICATE, EDUCATE & REASSURE

3D photography helps you communicate with your patients, to reach joint expectations and to trigger quicker decision-making.

To the last

CONVERT CONSULTS INTO TREATMENTS

3D photography is a visual guide for new patients. The detailed 3D pictures will clearly show changes, improving their satisfaction and motivating them to consider further procedures.

STREAMLINE YOUR WORKFLOW

There is no need for a dedicated imaging room
thanks to portable 3D acquisition.

DIFFERENTIATE FROM YOUR PEERS

Stand out from the crowd with the market's most
cutting-edge functionalities.

Suggested use

- Injectables
- Fillers
- Maxillofacial surgery
- Facelift
- Rhinoplasty

Integrating the LifeViz[®] into my practice has become a key milestone in my patients' journey. All initial consultations begin with a 3D picture, 3D analysis, and skin assessment. My LifeViz[®] has undoubtedly increased patient satisfaction and loyalty.

Dr Monika Hess Schmid,
Dermatologist, Switzerland



CUSTOMER SUPPORT
Global in 14 languages

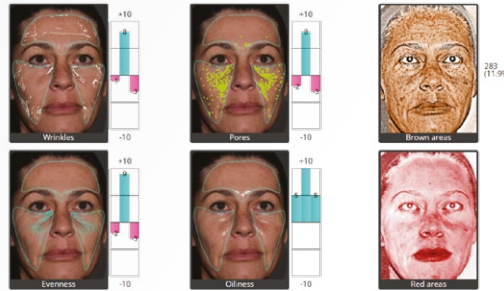
EVALUATE SKIN QUALITY AND IMPROVE PATIENT EDUCATION



3D Skin Analysis

With a single click, offer your patients a personalized skin analysis using multivariate analysis for:

- . Wrinkles
- . Pores
- . Oiliness
- . Evenness
- . Vascularization
- . Pigmentation

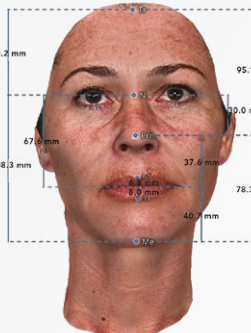


My SkinCare Report



Create your own library of skin care products and make specific recommendations by selecting them in your catalog browser.

ASSESS FACIAL HARMONY, SIMULATE AND SELECT TREATMENT OPTIONS



Measurements

Assess facial angles, measurements, heights and widths, and compare to the Golden Ratio.

Simulation

Reassure your patients and facilitate more comprehensive anti-aging treatments for harmonious outcomes.



TRACK TREATMENT CHANGES AND IMPROVE PATIENT LOYALTY



Volume assessment

Visualize and quantify volume changes post-treatment.



Slider

Cursor Box

Comparison options

Choose among a variety of comparison options (Slider, Silhouette, Side by Side, Cursor Box) which can be exported as high-quality images or animated videos.



Lifting

Evaluate and quantify skin tightening and lifting in 3D.

Notes _____

QUANTIFICARE.COM



CONTACT US:

