



Medical photography for dermatology clinical trials



ABOUT US

QuantifiCare is a global leader in skin imaging solutions dedicated to clinical research. Specializing in 2D and 3D photography, QuantifiCare provides investigators, CROs, and sponsors with standardized, reproducible imaging that ensures reliable documentation of skin conditions throughout clinical trials.

With a proven track record in dermatology, wound care, and medical aesthetics, QuantifiCare's innovative technology and expertise enable objective assessment, endpoint support, streamlined trial workflows, and support regulatory compliance for sponsors worldwide.

OUR EXPERTISE

With over 25 years of experience in clinical development, our expertise spans across more than 75 to 78 indications, including :

- Psoriasis
- Atopic dermatitis
- Vitiligo
- Hidradenitis suppurativa
- Onychomycosis
- Acne
- Rosacea
- Alopecia areata
- Rare dermatological diseases



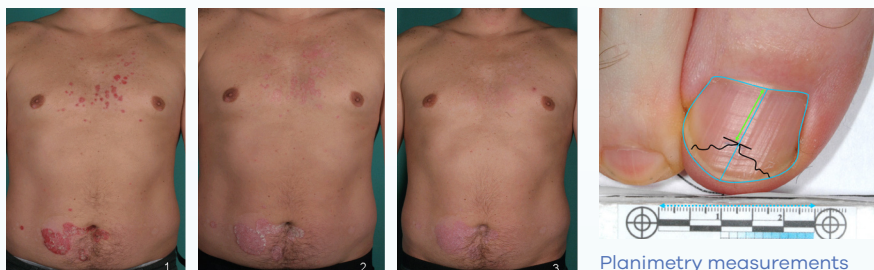
Our publications

PHOTOGRAPHY SYSTEMS

QuantifiCare offers a full range of portable 2D and 3D photography systems designed to easily capture high-resolution standardized images of patient's skin conditions.

DermaViz™ is a portable camera equipped with a dual ranging-light system designed to standardize distance and ensure high-quality, reproducible photographs for optimal comparability across patients and visits.

Save precious time, obtain greater image quality and comparability and you will get the most out of your clinical trials and patient follow-up.



Planimetry measurements



DermaViz UV for enhanced segmentation of Vitiligo lesions pictures at the same distance.





3D PHOTOGRAPHY SYSTEMS

The **3D LifeViz™** cameras is an easy-to-use stereovision camera equipped with our dual ranging-light system technology. This unique validated technology produces life-like high-quality 3D reconstructions, allowing you visualize, accurately quantify and compare skin conditions in 3D.

MEASUREMENTS TOOLS



Dimensions



Volume

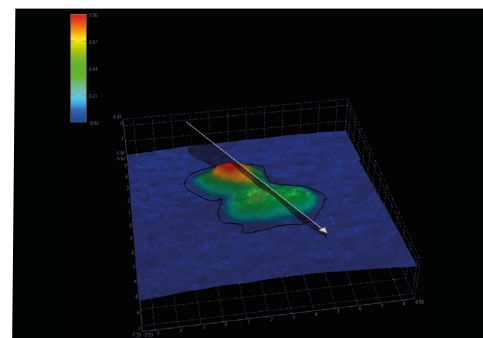



Roughness



Depth

BASELINE VS. 6-MONTH VISIT



DERMAPIX IMAGE DATA MANAGEMENT

DermaPix is QuantifiCare's cutting-edge, cloud-based platform that transforms the way images are managed in clinical trials. Purpose-built for dermatology and skin-related research, it empowers sponsors, CROs, and investigators with fast, secure access to standardized photographs.

By streamlining workflows, enabling real-time collaboration and site support, and ensuring full regulatory compliance, **DermaPix** delivers confidence, transparency, and efficiency at every stage of a study.



GDPR



21 CFR PART 11



AI-BASE SEVERITY SCORING

powered by
LEGIT.HEALTH

Our partnership with Legit Health integrates advanced Artificial Intelligence for automatic severity scoring across various dermatological conditions, directly into QuantifiCare's central imaging platform, DermaPix®.

- EASI and SCORAD for AD
- PASI for Psoriasis
- IHS4, HiSCR and Hurley Stages for HS
- VASI for Vitiligo
- SALT and LUDWIG for Alopecia Areata
- ALADDIN for Acne
- GPPGA for GPP
- UAS for Urticaria

For Sponsors and CROs, this innovation accelerates patient screening with immediate severity grading, ensuring faster and more precise inclusion/exclusion decisions. The automated scoring also reduces inter- and intra-rater variability, thus improving the robustness and reliability of clinical endpoints.



CONTACT US
quantificare.com



INTERNATIONAL

✉ info@quantificare.com

ASIA

✉ info.asia@quantificare.com